

INDI-PAXS DISP-PAXx

ANALOGUE INPUT PANEL METERS

Universal panel meters to be used with transducers and process signals



INDI-PAXS / DISP-PAXx



Features

- o Strain gauge, process, voltage and current inputs
- o Intuitive and easy programming (high flexibility)
- o 16 points scaling for linearisation
- o Programmable function keys/user inputs
- o Variable intensity display

Available option(s)

- Analogue output 4 (0)...20 mA or 0...10 V
- 2 or 4 set-points with relay outputs
- RS-232, RS-485, USB or fieldbus capabilities
- NEMA 4X / IP67 (transparent protection cover - Option "COVER PAX")
- Desktop or industrial steel housing
- Rail DIN adaptor

Application(s)

SENSY's INDI-PAXS and DISP-PAXx are perfectly designed for the following applications:

- Industrial weighing,
- Force or torque measurement,
- Remote display.

Function(s)

- Reset (tare), maximum and minimum memories, smart filter,
- Totalisation of several measurements, protection code, ...

Specifications	INDI-PAXS	INDI-PAXS12	DISP-PAXP	DISP-PAXP12	DISP-PAXD	
Type	Single strain gauge bridge input meter	Single strain gauge bridge input meter	Single process input meter	Single process input meter	Single voltage or current meter	-
Input range	± 24 mVDC / ± 240 mVDC**	± 24 mVDC / ± 240 mVDC**	20 mA (-2 to +26 mA) / 10 VDC (-1 to +13 VDC)**	20 mA (-2 to +26 mA) / 10 VDC (-1 to +13 VDC)**	± 0.2 mA, ± 2 mA, ± 20 mA, ± 200 mA, ± 2 A, ± 0.2 VDC, ± 2 VDC, ± 20 VDC, ± 300 VDC**	-
Sensor excitation	10 VDC @ 125 mA max***	10 VDC @ 125 mA max***	24 VDC $\pm 5\%$ @ 50 mA max.	24 VDC $\pm 5\%$ @ 50 mA max.	24 VDC $\pm 5\%$ @ 50 mA max.	-
Display	5 digits (14.2 mm)	5 digits (14.2 mm)	5 digits (14.2 mm)	5 digits (14.2 mm)	5 digits (14.2 mm)	-
Accuracy	0.1	0.1	0.1	0.1	0.1	% F.S.*
A/D converter	16 bits	16 bits	16 bits	16 bits	16 bits	-
Converter rate	Up to 20 readings/s	Up to 20 readings /s	Up to 20 readings /s	Up to 20 readings /s	Up to 20 readings /s	-
Service temperature range	0...+50	0...+50	0...+50	0...+50	0...+50	°C
Storage temperature range	-40...+60	-40...+60	-40...+60	-40...+60	-40...+60	°C
Power supply	85...250 VAC, 50/60 Hz (15 VA)	11...36 VDC (11 W), 24 VAC (15 VA)	85...250 VAC, 50/60 Hz (15 VA)	11...36 VDC (11 W), 24 VAC (15 VA)	85...250 VAC, 50/60 Hz (15 VA)*****	-
IP rating	IP54****	IP54****	IP54****	IP54****	IP54****	-

* F.S. : Full Scale

** : configurable at user level

*** : 5 VDC @65 mA max (jumper selectable)

**** : IP rating only for front panel


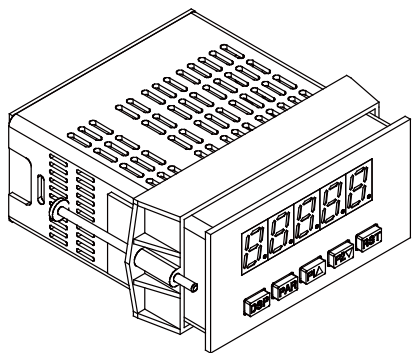
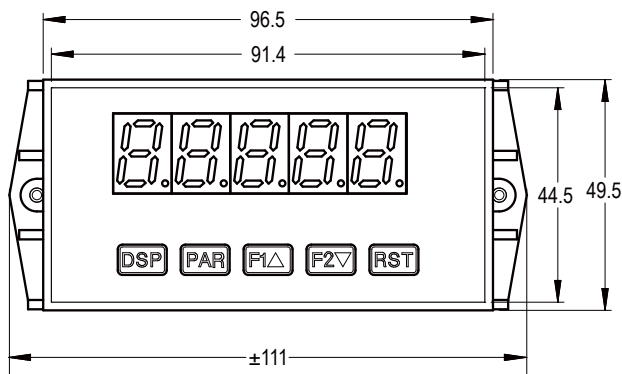
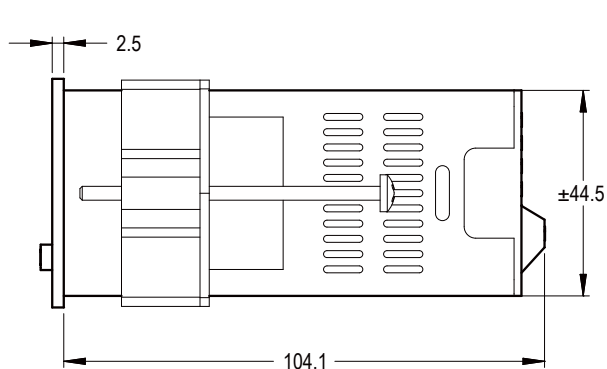
***** : also available in 11...36 VDC (11 W), 24 VAC (15 VA) - Ref. : DISP-PAXD12

Specifications subject to change without notice



ISO 9001 certified

INDI-PAXS DISP-PAXx > STANDARD DIMENSIONS

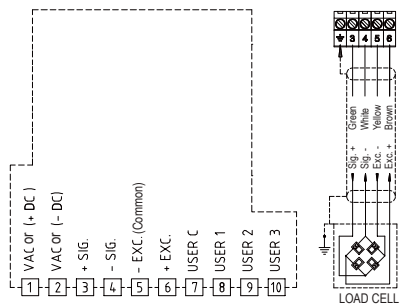


Note: recommended min. clearance (behind the panel) for mounting is 140 mm deep and 53.4 mm high. Panel cut-out 92 mm (-0+0.8) 45 mm (-0+0.5)

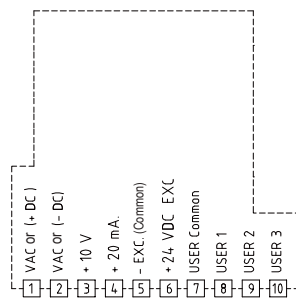
Dimensions in mm

Terminals

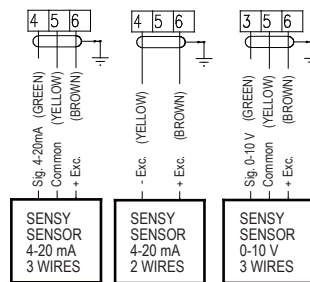
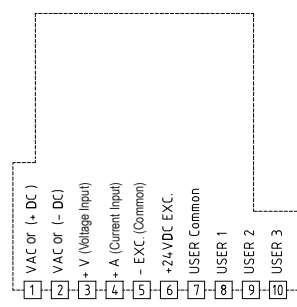
INDI-PAXS



DISP-PAXX




DISP-PAXD



OPTIONAL CARDS

Communication cards (max. 1 choice)

CARD-CDC10

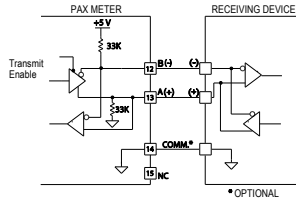


CARD-CDC1C

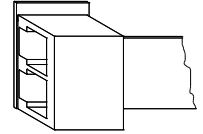
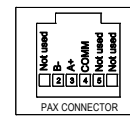


- RS-485 field bus communication interface

CARD-CDC10



CARD-CDC1C



CARD-CDC20

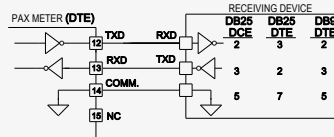


CARD-CDC2C

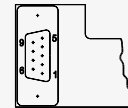


- RS-232 half-duplex communication interface
Available with crew terminals or DB9 connector

CARD-CDC20



CARD-CDC2C



FEMALE
PIN 2 TXD
PIN 3 RXD
PIN 5 COMMON

CARD-CDC30



CARD-CDC40



- DeviceNet communication interface
- Modbus communication interface

CARD-CDC40 is not necessary for models:

INDI-PAXS2 DISP-PAXx2
INDI-BOYS2 DISP-BOYP2
CRANE-BOYS2 CRANE-BOYP2
CRANE-SUMD2 DISP-SUMD2
DISP-PAXDP, DISP-BOYDP, CRANE-BOYDP

CARD-CDC50 / CARD-CDC50-CRANE*



- Profibus-DP (EN 50170) communication interface

* As the CARD-CDC50 is too long for the housing of the CRANE-BOY, the CARD-CDC50-CRANE is supplied with a spacer to be insert between the front of the electronics and the housing.

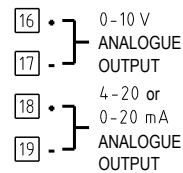
Analogue output card

CARD-CDL10



- Analogue output signal: 0-20 mA, 4-20 mA, 0-10 VDC

CARD-CDL10



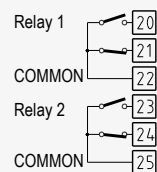
Relay cards (max. 1 choice)

CARD-CDS10 & CARD-CDS20

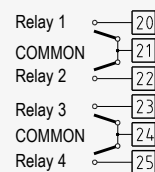


- 2 or 4 set-points activating each an independent relay

CARD-CDS10



CARD-CDS20



Cards already included

- Analogue output card:

CARD-CDL10

- Relay card:

CARD-CDS20 (4 set-points)

- Models:

CABIN-2xB1SUMD; CABIN-4xB1SUMD

- Models:

INDI-BOY DISP-BOYP; CRANE-BOY CRANE-BOYP; DISP-BOYDP
CRANE-BOYDP; CRANE-SUMD DISP-SUMD; CRANE-BOY-Exd;
CABIN-2xB1SUMD; CABIN-4xB1SUMD.