

## CABIN-4xB1SUMD

# CRANE OVERLOAD PROTECTION ELECTRONICS FOR 4 CHANNELS + SUM

The CABIN-4IB1SUMD and CABIN-4DB1SUMD are crane overload protection systems designed to manage 4 hoisting devices as well as the sum of the loads.



CABIN-4IB1SUMD (without window)



### Features

- x = input:
  - I: mV/V or
  - D: process input 4(0)...20 mA
- o Easy and intuitive calibration
- o Display of hoisted loads and input signals
- o Internal monitoring system of load cell integrity and load limitation electronics (fail safe)

### Available option(s)

- Analogue output 4 (0)...20 mA or 0...10 V
- RS-232, RS-485, USB or fieldbus capabilities
- NEMA 4X / IP67 (transparent protection cover - option "COVER PAX")
- power supply: 48 VAC / 24 VDC (see CABIN-4xB1SUMD2 products)
- stainless steel cabinet

### Application(s)

SENSY's CABIN-4xB1SUMD is perfectly designed for the following applications:

The 4IB1SUMD and 4DB1SUMD provide housing for integrating 4 x INDI-BOY or 4 x DISP-BOYP associated with 1 x DISP-SUMD. They are designed to ensure overload protection and slack rope detection of 4 independent hoists as well as the sum of these loads.

### Function(s)

- Internal survey system of load cells and electronics (fail safe)
- "TEST" buttons to check the correct working of the detection system
- Secret code prohibiting programming by unauthorised users
- Intelligent filter with quick reaction to overload while not reacting to transitory non-significant overload
- Maximum and minimum memories

Specifications	CABIN-4IB1SUMD	CABIN-4IB1SUMD12	CABIN-4DB1SUMD	CABIN-4DB1SUMD12	
Type	Load limiter for 4 load cells	Load limiter for 4 load cells	Load limiter for 4 load cells	Load limiter for 4 load cells	-
Input range	± 24 mVDC / ± 240 mVDC	± 24 mVDC / ± 240 mVDC	20 mA (-2 to +26 mA)	20 mA (-2 to +26 mA)	-
Sensor excitation	10 VDC @ 125 mA (max)***	10 VDC @ 125 mA (max)***	24 VDC ± 5 % @ 50 mA (max)	24 VDC ± 5 % @ 50 mA (max)	-
Display	5 x 5 digits (14.2 mm)	5 x 5 digits (14.2 mm)	5 x 5 digits (14.2 mm)	5 x 5 digits (14.2 mm)	-
Accuracy	0.5	0.5	0.5	0.5	% F.S.*
Service temperature range	0...+50	0...+50	0...+50	0...+50	°C
Storage temperature range	-40...+60	-40...+60	-40...+60	-40...+60	°C
Power supply	85...250 VAC, 50/60 Hz (75 VA)	11...36 VDC (55 W) 24 VAC (75 VA)****	85...250 VAC, 50/60 Hz (75 VA)	11...36 VDC (55 W) 24 VAC (75 VA)****	-
Qty of relay	4 x 3 + 4	4 x 3 + 4	4 x 3 + 4	4 x 3 + 4	-
Relay type	"Form A"- potential free	"Form A"- potential free	"Form A"- potential free	"Form A"- potential free	-
Contact rating	3 A @ 250 VAC / 30VDC Resistive load	3 A @ 250 VAC / 30 VDC Resistive load	3 A @ 250 VAC / 30 VDC Resistive load	3 A @ 250 VAC / 30 VDC Resistive load	-
IP rating	IP54	IP54	IP54	IP54	-

\*F.S. : Full Scale.

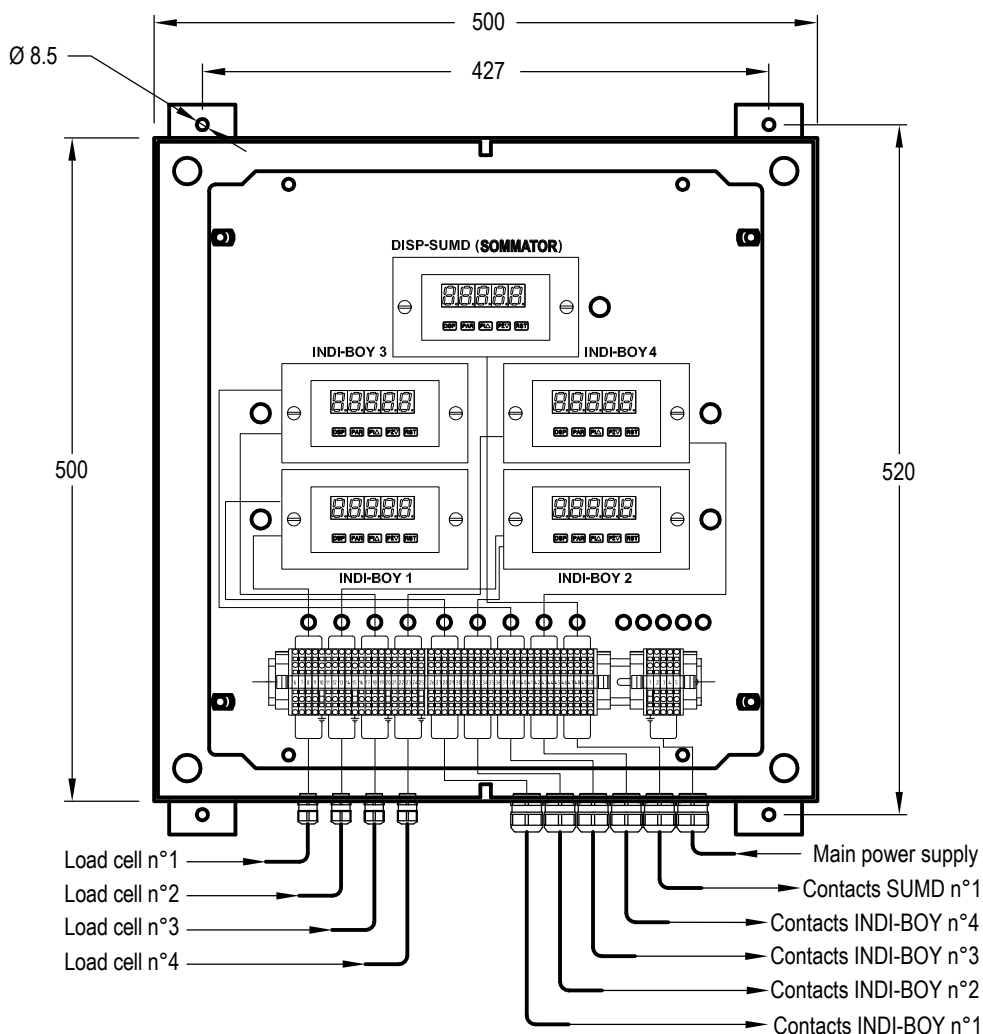
\*\* : configurable at user's level.

\*\*\* : 5 VDC @ 65 mA max (jumper selectable).

\*\*\*\* : we recommend the CABIN-4xB1SUM2 for use in 24 VDC.

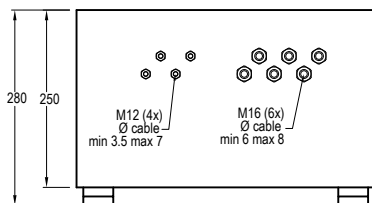
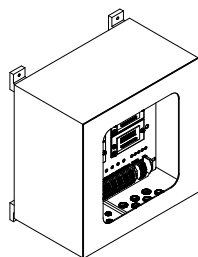
Specifications subject to change without notice.

CABIN-4xB1SUMD > STANDARD DIMENSIONS



Dimensions in mm

Other views



Terminals

