

General purpose, low-cost, non-contact rotary torque sensors with square or round shaft.



Model 62100 - 500 N·m



Features

- o Bidirectional
- o Cost effective solution
- o Measurement range up to 500 N·m
- o Rotating speed up to 5000 rpm
- o Round or square shafts (see drawing)
- o Integrated signal conditioning
- o Analogue output signal (see Wiring table)
- o Cable length: 5 m (other lengths available on request)

Application(s) SENSY's torque sensors 62100 and 62200 are perfectly designed for the following applications:

- Torque measurement on test benches,
- Torque measurement on production lines,
- Torque measurement on rotating machines.

Capacities

62100 : 2.5 - 5 - 7.5 - 15 - 60 - 140 - 400 N·m
 62200 : 2.5 - 5 - 7.5 - 17.5 - 75 - 175 - 250 - 500 N·m

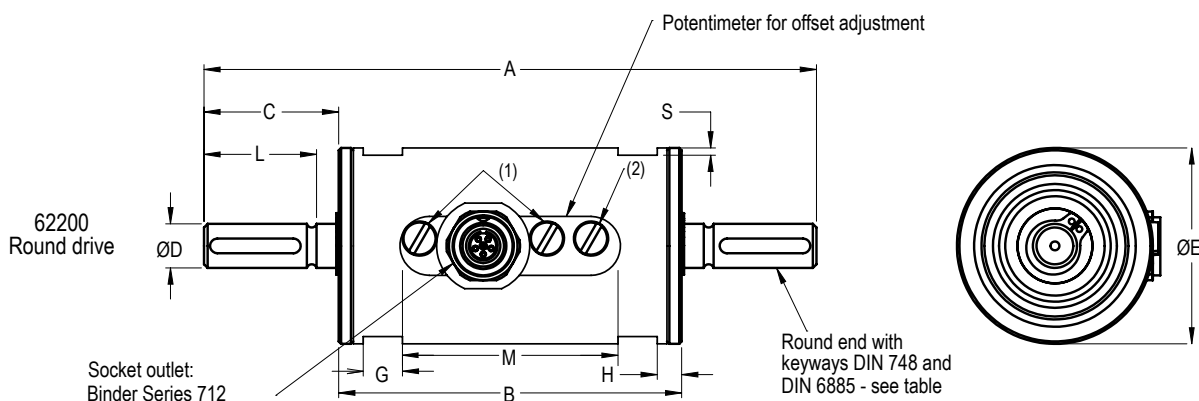
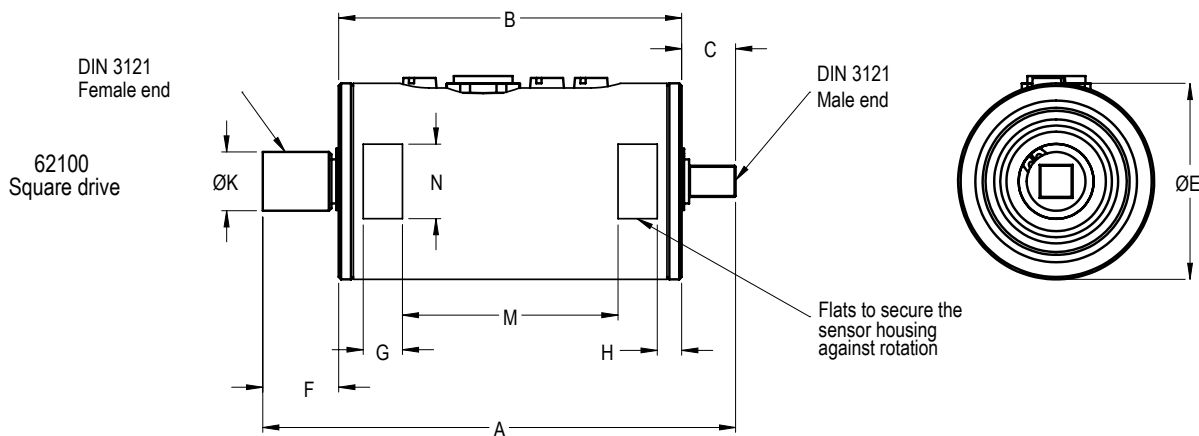
Specifications	62100	62200	
Shaft	Square	Round with key stone	-
Combined error (non-linearity + hysteresis)	<± 1**	<± 1**	% F.S.*
Repeatability error	<± 0.05	<± 0.05	% F.S.*
Rotational signal uniformity	<± 1	<± 1	% F.S.*
Compensated temperature range	+15...+35	+15...+35	°C
Service temperature range	-30 ... +85	-30 ... +85	°C
Storage temperature range	-30 ... +85	-30 ... +85	°C
Temperature coefficient of the sensitivity	< 0.5	< 0.5	% F.S./10°C
Temperature coefficient of zero signal	< 0.5	< 0.5	% F.S./10°C
Nominal sensitivity	± 2**	± 2**	V
Zero signal	2.5	2.5	V
Power supply	6...15 VDC	6...15 VDC	-
Consumption (max.)	10	10	mA
Start-up current	< 40	< 40	mA
Maximum rotational speed	1000	5000	rpm
Safe load limit	130	130	% F.S.*
IP rating	IP50	IP50	-

*F.S. : Full Scale.

** : See individual calibration sheet.

Specification subject to change without notice.

62100-62200 > STANDARD DIMENSIONS



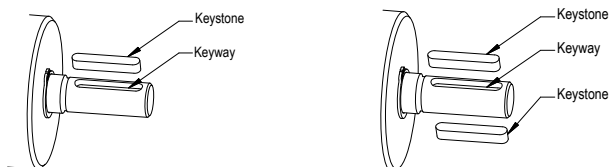
(1) (2) Do not loosen or tighten the assembly screws

Ref. Item	Capacities	Dimensions														
		Square drive shaft (inch)	A	B	C	ØD	ØE	F	G	H	ØK	L	M	N	P	S
(62100)																
62100-A	2.5 / 5.0 / 7.5 / 15 N·m	1/4"	95.5	70	9.5	/	40	16	8	5	12	/	43.9	15	37	1.5
62100-B	60 N·m	3/8"	107	70	13	/	50	24	8	5	18	/	43.9	18	47	1.5
62100-C	140 N·m	1/2"	123.5	70	18.5	/	50	35	8	5	24	/	43.9	18	47	1.5
62100-D	400 N·m	3/4"	146	87	29.6	/	60	29.6	10.5	2	33.5	/	61.4	19	57	1.5
(62200)																
62200-A	2.5 / 5.0 / 7.5 / 17.5 N·m	Ø 9	125	70	27.5	9	40	/	8	5	/	23	43.9	15	37	1.5
62200-B	75 N·m	Ø 14	139	70	34.5	14	50	/	8	5	/	30	43.9	18	47	1.5
62200-C	175 / 250 N·m	Ø 19	179	70	54.5	19	50	/	8	5	/	50	43.9	18	47	1.5
62200-D	500 N·m	Ø 25	220	87	66.6	25	60	/	10.5	2	/	/	61.4	19	57	1.5

Other capacities and dimensions available on request

Dimensions in mm

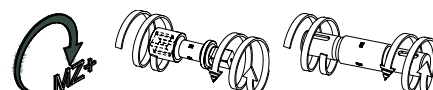
Accessories



Wiring

Pin	Colour	Description	Value
1	White	Supply Voltage V _{cc}	6 - 15 V
2	Brown	Analogue output signal	
3	Black	Ground GND	
4	Blue	Not used	
5	Grey	Reference Voltage V _{ref}	2.5 V

Load direction



Dimensions Keyway (mm)				Keystones		
Round drive	Width	Depth	Length	Height	Length	Quantity
Ø 9 mm	3	1.8	18.5	3	18	1
Ø 14 mm	5	3	25.5	5	25	1
Ø 19 mm	6	3.5	45.5	6	45	1
Ø 25 mm	8	4	50.5	7	50	2

