

5580-5585

RUNNING LINE TENSIOMETERS WITH REMOVABLE CENTER SHEAVE

Load cells specially designed to measure the tension force applied to a running wire rope. The removable center sheave enables easy installation without cutting the winch lines.



Model 5580 - 2 t



Features

- o Wide range of cables (Ø from 6 up to 115 mm)
- o Protection class: IP67
- o Material:
 - load pin: stainless steel
 - other components: stainless steel (5580)
 - other components: nickel-plated steel (5585)
- o Complete range of CE certified electronics and load limitation devices available
- o Custom-made manufacturing
- o Cable length: 6 m (other lengths available on request)

Most popular options



Ex i



IP68



Application(s) SENSY's load cells 5580 and 5585 are perfectly designed for the following applications:

- Tension measurement of towage and haulage cables,
- Winch force measurement,
- ROV umbilical tension control, wireline / slickline tension monitoring.

Capacities

5580-5585: from 0.4 to 40 t (up to 600 t on request)

Specifications	2 - 5 %	
Reference temperature	23	°C
Compensated temperature range	-10...+45	°C
Service temperature range	-25...+70	°C
Storage temperature range	-50...+85	°C
Temperature coefficient of the sensitivity	<± 0.1	% F.S./10°C
Temperature coefficient of zero signal	<± 0.1	% F.S./10°C
Nominal sensitivity	± 1 **	mV/V
Input resistance	350 ± 2	ohm(s)
Output resistance	350 ± 2	ohm(s)
Insulation resistance (50 V)	> 5000	Mohm(s)
Reference excitation voltage	10	VDC
Permissible nominal range of excitation voltage	3...12	VDC
Safe load limit	200	% F.S.*
Breaking load	> 300	% F.S.*
Permissible dynamic loading	70	% F.S.*

* F.S. : Full Scale.

** : can be different (depending on the wire rope)

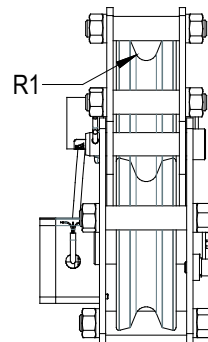
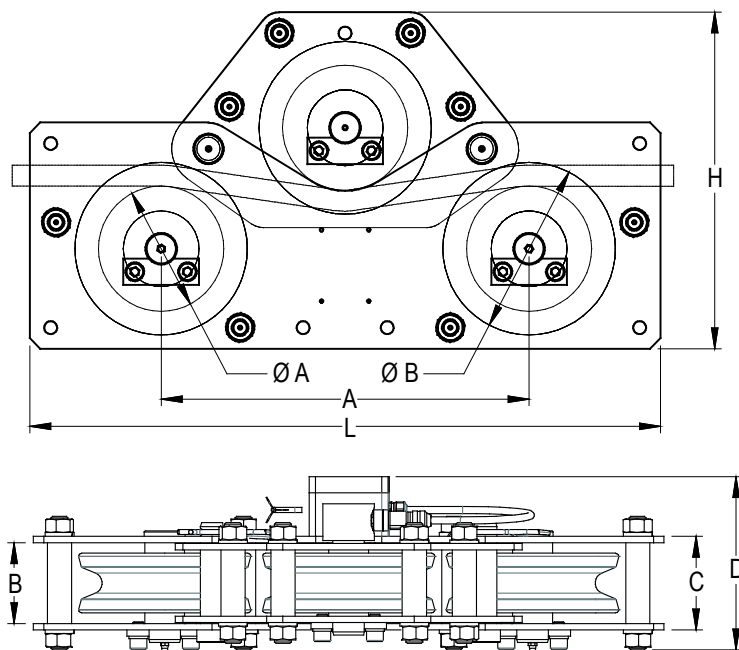
Combined error depends on rope material and on-site calibration

Specifications subject to change without notice



ISO 9001 certified

5580-5585 > STANDARD DIMENSIONS



Ref. Item*	Capacities	Ø rope (mm)	ØA	ØB	R1	A	B	C	D	H	L	Max. Speed (m/s)	Weight (kg)
558x-A	400 kg	8	48	90	8.5	500	34	50	110	117	630	1	±9
558x-B	1.5 t	12	48	90	8.5	500	34	50	110	140	630	1	±10.6
558x-C	6 t	16	119	151	9	500	34	50	110	140	661	6	±38
558x-D	20 t	32	120	184	17	900	63	79	159	341	1210	80	±51
558x-E	40 t	36	206	278	19	900	94	122	224	497	1188	10	±224

Ø38 → Ø115 according to customer's design specifications (up to 600 t)

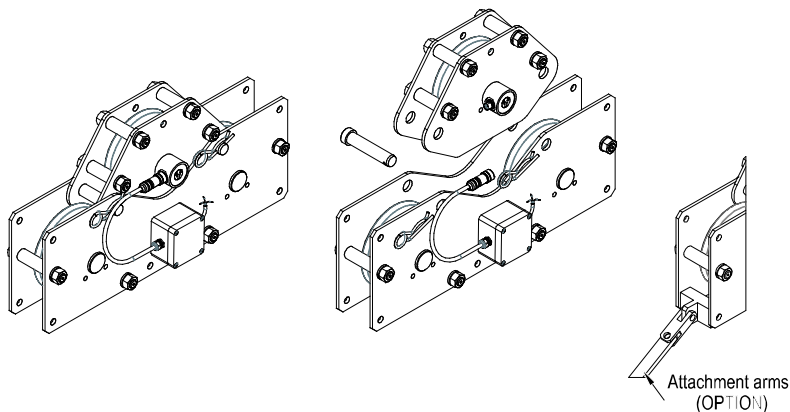
*x=Material: 5580 - stainless steel; 5585 - nickel-plated steel

Configurator: www.sensy.com/tensiometer-configurator/5580-5585

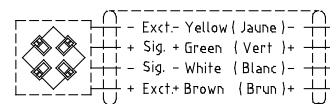
→ Other capacities and dimensions available on request

Dimensions in mm

Other views



Wiring



Standard : Cable screen not connected to transducer
Faradisation non connectée au capteur

Load direction

