

3115F-12390

## STRAIN GAUGE CYLINDERS (HARDENED CONCRETE TESTING)

Standard reference force transducers specially designed for checking concrete testing machines according to the EN 12390-4 or standard DIN 51302-2.



Model 3115F-12390 - 3 MN



### Features

- o Allows the homogeneity of the repartition of the forces generated to be checked by verifying:
  - self-alignment and restraint on movement of the upper plate
  - alignment of the machine's component parts
- o Standard dimensions
- o 4 independent full bridges at 90°
- o Protection class: IP65
- o Material: nickel-plated alloy steel
- o Cable length: 4 x 6 m (other lengths available on request)

### Most popular options



**Application(s)** SENSY's load cells 3115F-12390 are perfectly designed for the following applications:

- Testing machines for compressive strength of hardened concrete according to EN 12390 standard.

### Capacities

3115F-12390: 2 - (3) - (5) MN

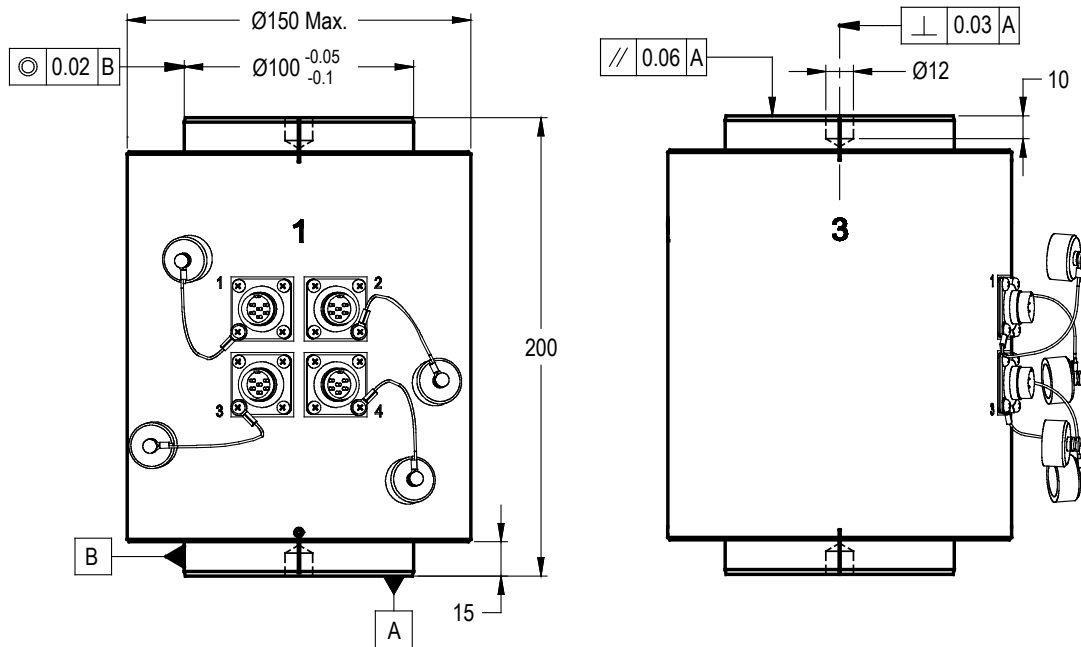
Specifications	12390	1	
Relative reversibility error	-	<± 0.3	% M.V.**
Relative repeatability error with rotation	-	<± 0.2	% M.V.**
Relative repeatability error without rotation	-	<± 0.1	% M.V.**
Stabilization time after power excitation supply	200...600	200...600	s
Creep error over 30 min.	<± 0.25	<± 0.1	% F.S.*
Zero shift after loading	<± 0.05	<± 0.05	% F.S.*
Reference temperature	20	20	°C
Compensated temperature range	0...+30	-10...+45	°C
Service temperature range	-25...+70	-25...+70	°C
Storage temperature range	-50...+85	-50...+85	°C
Temperature coefficient of the sensitivity	0.05	<± 0.035	% F.S.*/10°C
Temperature coefficient of zero signal	0.05	<± 0.03	% F.S.*/10°C
Zero balance	0.02	± 0.02	mVV
Nominal sensitivity	1.5	1.5	mVV
Input resistance	350 or 700 ± 2	350 or 700 ± 2	ohm(s)
Output resistance	350 or 700 ± 2	350 or 700 ± 2	ohm(s)
Insulation resistance (50 V)	>5000	> 5000	Mohm(s)
Reference excitation voltage	10	10	VDC
Permissible nominal range of excitation voltage	5...15	3...12	VDC
Safe load limit	110	110	% F.S.*
Breaking load	>300	>300	% F.S.*

\* : Full Scale of the force transducer.

\*\* : M.V. is the measured value. The mentioned values are only valid if M.V. >= 10 % of full scale.

Specifications subject to change without notice.

3115F-12390 > STANDARD DIMENSIONS

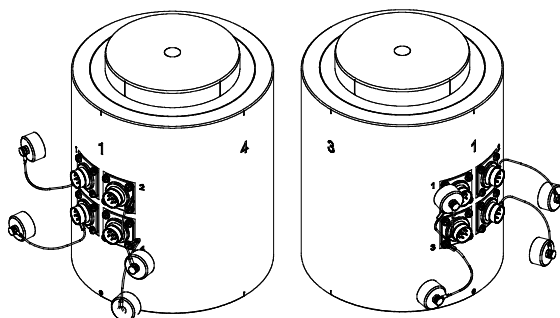
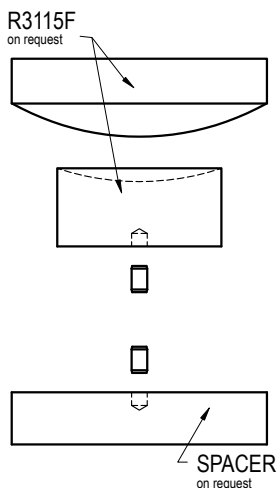


Ref. Item	Capacities	Weight (kg)	Note
3115F-12390-A	2 MN	15.8	-
3115F-12390-B	3 MN	28	Dimensions on request
3115F-12390-C	5 MN	66	Dimensions on request

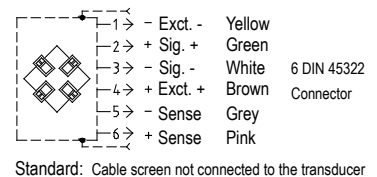
→ Other capacities and dimensions available on request

Dimensions in mm

Accessories



Wiring



Load direction

